



Contents

1. Project Selection Stage	2
2. Feasibility Study Stage	3
3. Project Design Stage	5
4. Operational Planning Stage	7
5. Implementation Stage	9
6. Sustaining the Project Stage	10

1. Project Selection Stage

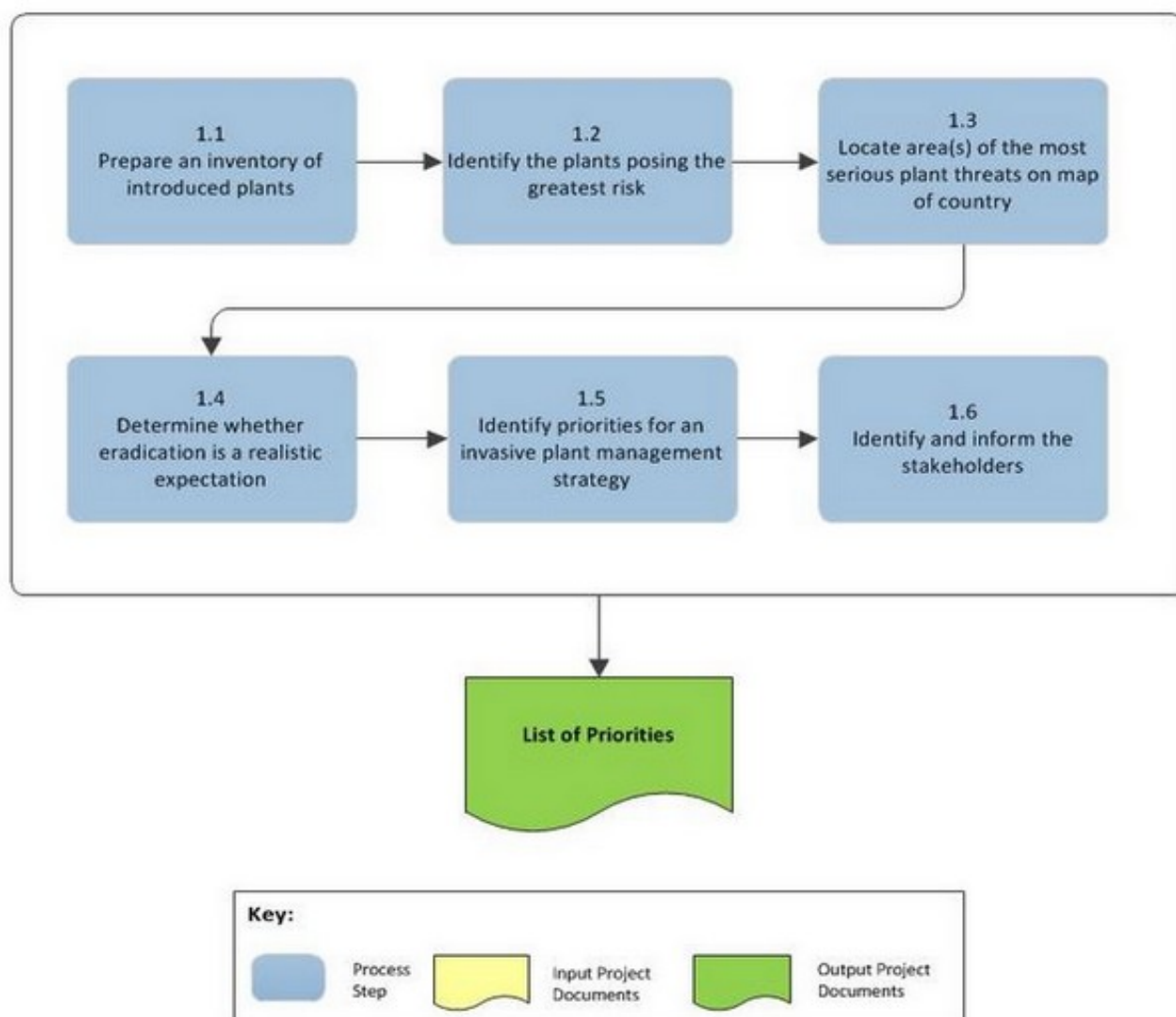
Description

The Project Selection Stage is the first process to assess each project idea and select the highest priority project(s) for further investigation. At this Stage, possible projects may only be ideas or suggestions (e.g. individual observation, most serious invasive plant in an inventory, most important site, species with greatest conservation needs), so you may need to write a brief description of each project before continuing with the selection process.

Before you begin

You will need to have:

- read the following components of this Resource Kit
 - Project Selection Overview
 - Guideline for Project Selection
- collected together country plant surveys/reports etc
- collected together the project ideas



2. Feasibility Study Stage

Description

The Feasibility Study considers the key aspects of a project and assesses what you would need to do to make it successful.

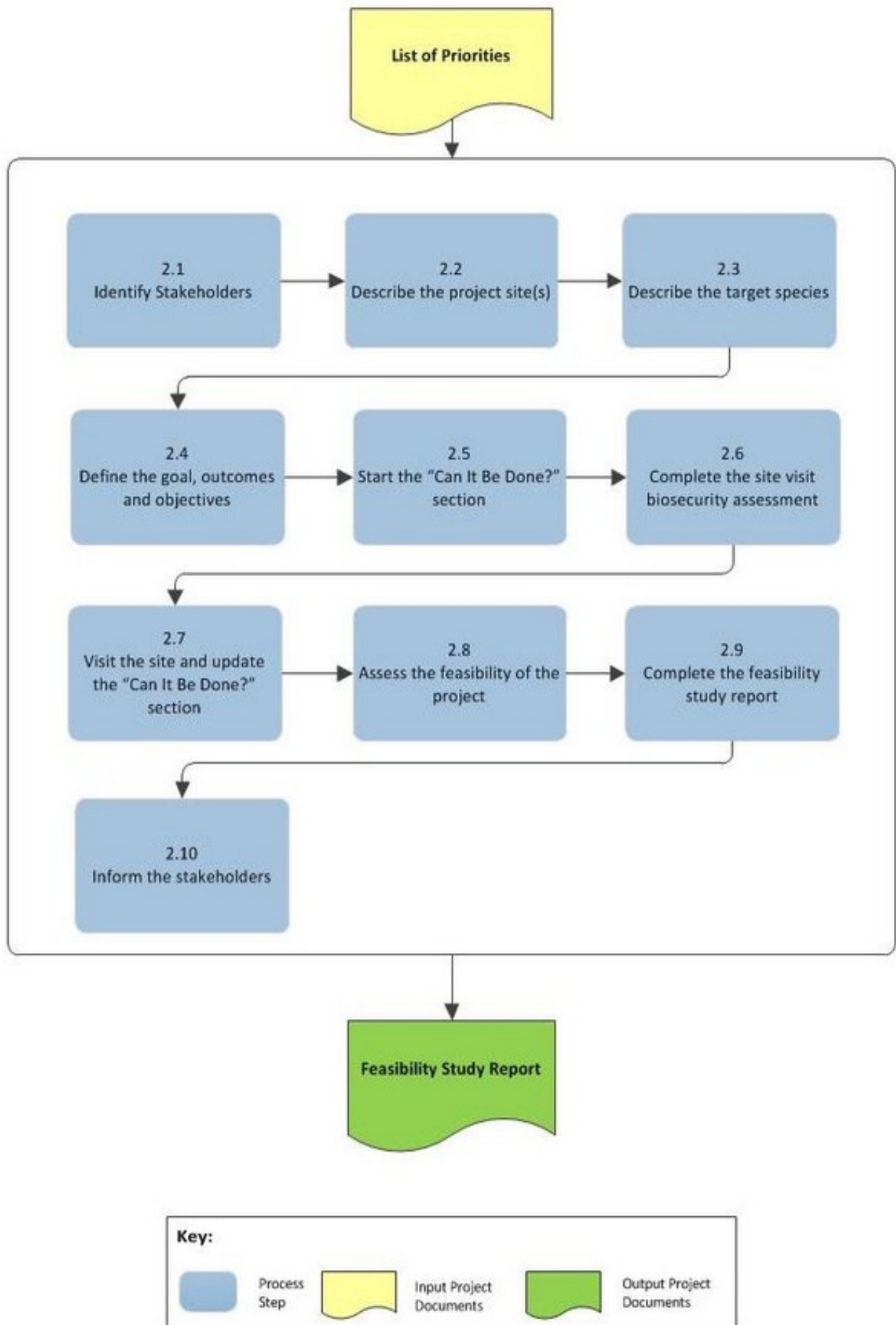
Before you begin

You will need to have:

- Completed Project Selection (Stage 1: A priority list of invasive plants and sites that have been included into a Plant Management Strategy, National Biodiversity Strategy Action Plan and/or National Invasive Species Action Plan)
- Read the Feasibility Study Stage Overview
- Prepared a brief description of the proposed project
- Consulted with the local community and other stakeholders on the project

The following documents will be helpful

- Guideline for Stakeholder Engagement
- Guideline for Feasibility Study
- Guideline for Field Work
- Guideline for Biosecurity
- Guideline for Non-Target Species
- Guideline for Managing Environmental Effects
- Guidelines for Project Managers
- Guideline for Consents and Permits
- Feasibility Study Report Template
- Feasibility Study Report Worked Example



3. Project Design Stage

Description

The Project Design Stage is when the project manager plans how to manage the project. This is recorded in the Project Plan.

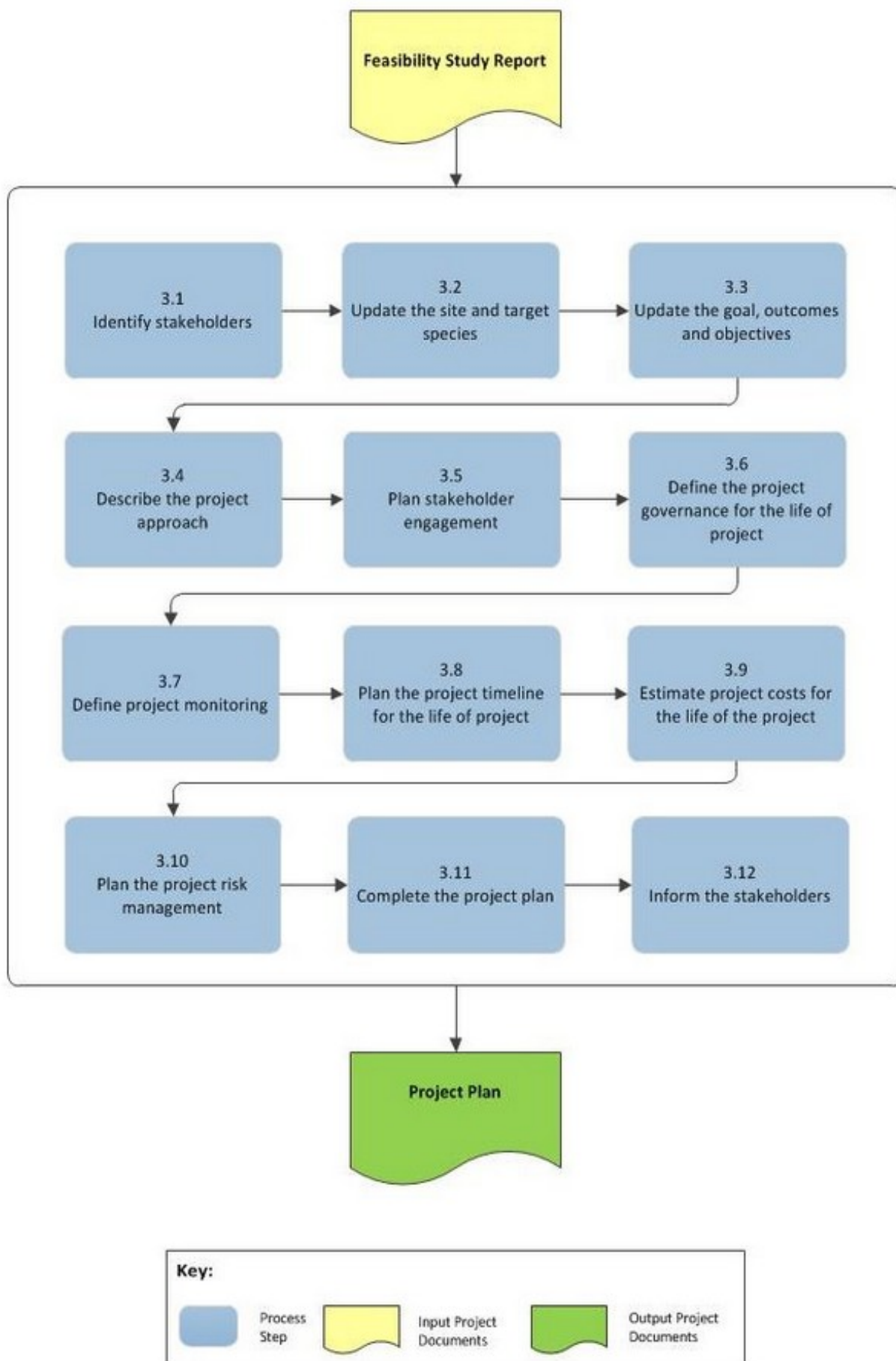
Before you begin

You will need to have:

- Completed the Feasibility Study Report (Stage 2)
- Read the Project Design Stage Overview
- Consulted with the local community and other stakeholders on the project

The following documents will be helpful

- Guideline for Project Managers
- Guideline for Stakeholder Engagement
- Guideline for Monitoring
- Guideline for Evaluation & Reporting
- Project Plan Template
- Project Plan Worked Example



4. Operational Planning Stage

Description

Detailed planning for the operation(s).

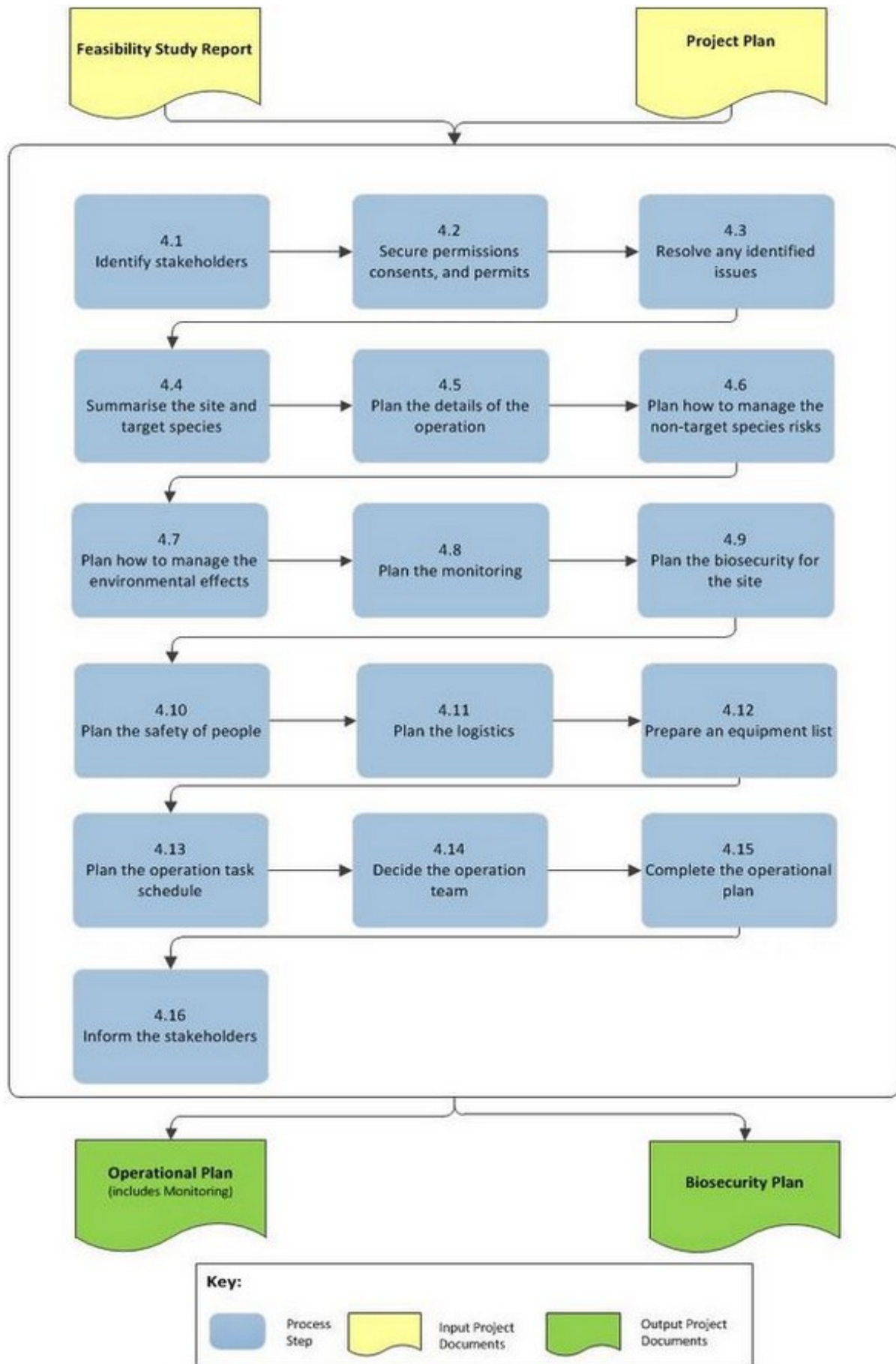
Before you begin

You will need to have:

- Completed the Feasibility Study Report (Stage 2) and the Project Plan (Stage 3)
- Read the Operational Planning Stage Overview
- Consulted with the local community and other stakeholders on the project

The following documents will be helpful

- Guideline for Stakeholder Engagement
- Guideline for Non-Target Species
- Guideline for Managing Environmental Effects
- Guideline for Project Managers
- Guideline for Consents and Permits
- Guideline for Biosecurity
- Guideline for Monitoring
- Guideline for Evaluation and Reporting
- Guideline for Planning and Managing the Operation
- Operational Plan Template
- Biosecurity Plan Template
- Biosecurity prevention trip checklist Template
- Consents and permits Template



5. Implementation Stage

Description

This is where the operation is done. The Implementation Stage is based on the Operational Plan and is divided into three phases: Pre-Implementation, Implementation and Post-Implementation Phase

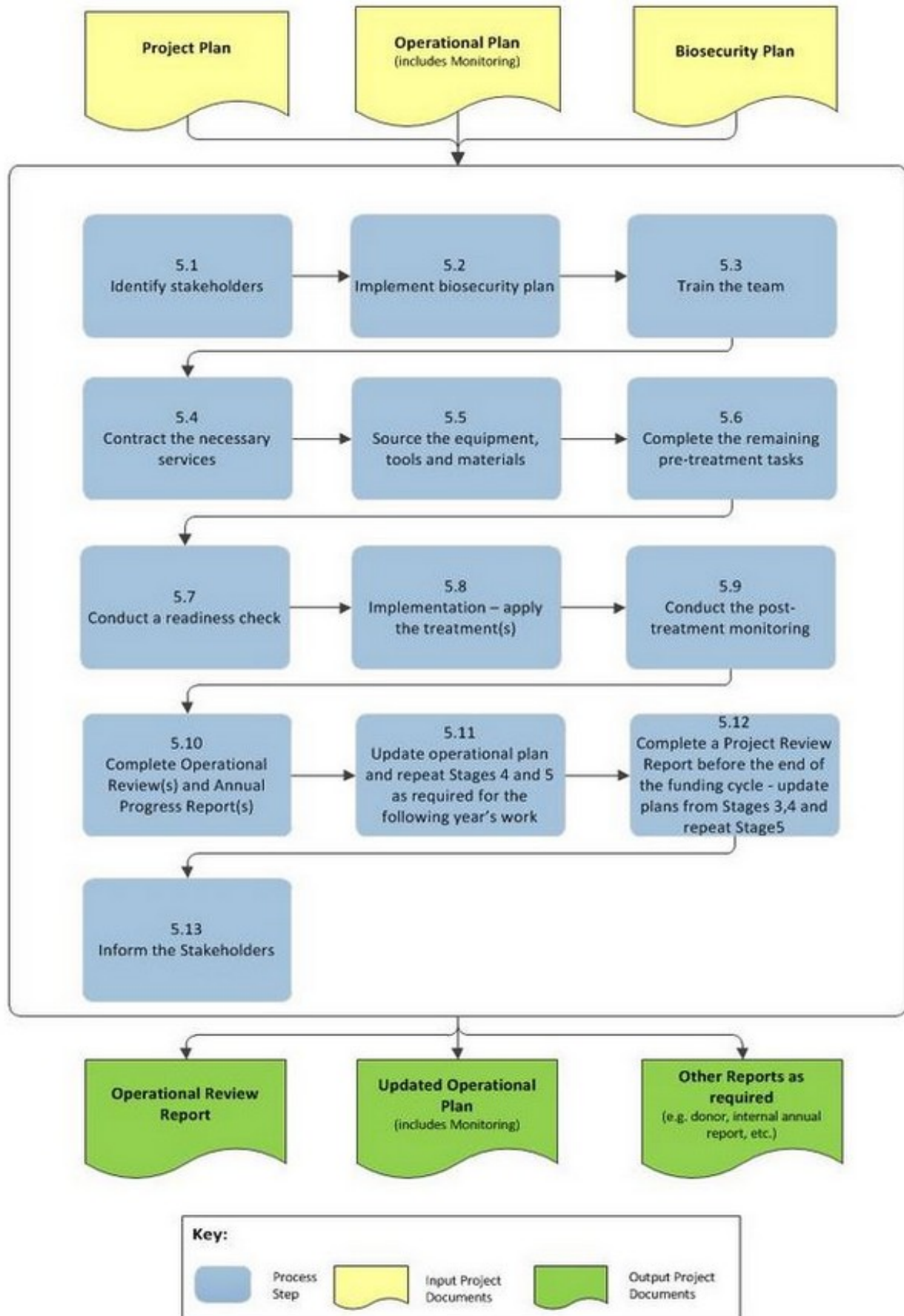
Before you begin

You will need to have:

- Completed the Feasibility Study Report (Stage 2), the Project Plan (Stage 3), the Operational Plan (including the Monitoring section) and the Biosecurity Plan (Stage 4)
- Read the following Implementation Stage Overview
- Consulted with the local community and other stakeholders on the project

The following documents will be helpful

- Guideline for Stakeholder Engagement
- Guideline for Project Managers
- Guideline for Evaluation and Reporting
- Operational Review Template



6. Sustaining the Project Stage

Description

Following the Biosecurity plan is necessary to protect the site from re-invasion by the target species and invasion by new species. This will sustain the benefits of the invasive plant management operation(s).

Monitoring data is also collected so that you can demonstrate the positive outcomes from managing the target species.

NOTE: mam

NOTE: many invasive plant management projects are ongoing control projects and may never reach this stage.

Before you begin

You will need to have:

- Completed all operations necessary for the project: Project Plan (Stage 3), Operational Plan, Biosecurity Plan, Monitoring Plan and Evaluation and Reporting Plan (Stage 4) Operational Review, Project Review (Stage 5)
- Read the following Sustaining the Project Stage Overview
- Consulted with the local community and other stakeholders on the project

The following documents will be helpful

- Guideline for Monitoring
- Guideline for Evaluation & Reporting
- Guideline for Biosecurity
- Guideline for Stakeholder Engagement

